

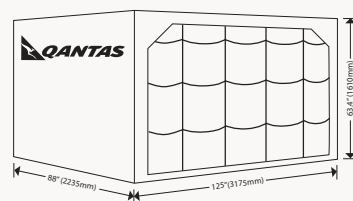
Notes For ULDs:

1. Approved structural ULD weight only. Max gross weight may vary depending on aircraft type and position loaded in cargo hold.
2. Gross weight B763F Only (Ref Point 1).
3. This unit available for B767 routes only.
4. Actual Tare weights may vary due to manufacturer.
5. Contour applies to B747F Side door. On B747F Nose door load Max. height is 244cm/96in.
6. Contour applies to B767F Max. height is 244cm/96in.
7. Code dependant on contour and weight.
8. Special contour for B767F side by side Main deck. Can be uplifted on B747F Main deck.

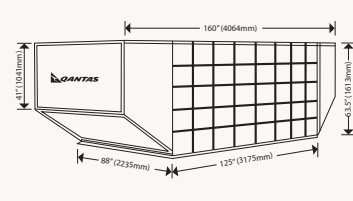
Check for ULD damage prior to loading and after load breakdown. A damaged ULD must not be loaded and shipments will be offloaded if a damaged ULD is presented. If a ULD is damaged, please contact your local Qantas Freight office. Other equipment including horse stalls and chiller units may be available by special arrangement. Please confirm all details with Qantas Freight before relying on the information contained within this guide.

Qantas Freight ULD Fleet

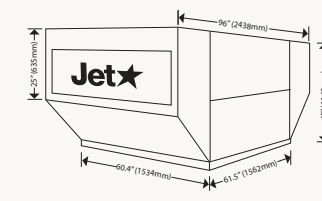
The enclosed information is provided as a guide only. Please confirm contour and loading specifications at time of booking. Failure to do so may result in your shipment being delayed or offloaded.



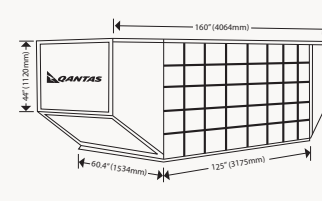
ID code	AAP/AA2
NAS3610 class	2A2C
U.S domestic code	LD-9
Aircraft types	All B747, B767, A330, A380
Main deck / Lower deck	both
Base size	88 x 125in (2235 x 3175mm)
Height	63.4in (1610mm)
Roof length	125in (3175mm)
Max. gross weight	10198lb (4626kg) (1)
Internal volume	364cu ft (10.3cu m)
External volume	396cu ft (11.2cu m)
Door opening	115.3 x 58in (2928 x 1474mm)
Tare weight	441 - 602lb (200 - 273kg) (4)
IATA contour code	P



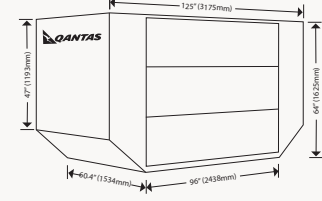
ID code	AAF
NAS3610 class	2A2C
U.S domestic code	LD-26
Aircraft types	All B747, A330, A380
Main deck / Lower deck	lower
Base size	88 x 125in (2235 x 3175mm)
Height	63.5in (1613mm)
Roof length	160in (4064mm)
Max. gross weight	10198lb (4626kg) (1)
Internal volume	459cu ft (13cu m)
External volume	479cu ft (13.6cu m)
Door opening	115.3 x 58in (2928 x 1474mm)
Tare weight	630lb (286kg) (4)
IATA contour code	F



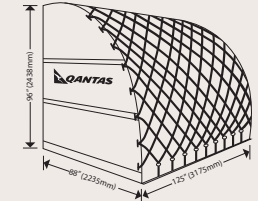
ID code	AKH
NAS3610 class	2K2C
U.S domestic code	LD-45
Aircraft types	A320
Main deck / Lower deck	lower
Base size	60.4 x 61.5in (1534 x 1562mm)
Height	45in (1143mm)
Roof length	96in (2438mm)
Max. gross weight	2204lb (1000kg) (1)
Internal volume	131cu ft (3.7cu m)
External volume	138cu ft (3.9cu m)
Door opening	56 x 42.9in (1422 x 1090mm)
Tare weight	176lb (80kg) (4)
IATA contour code	H



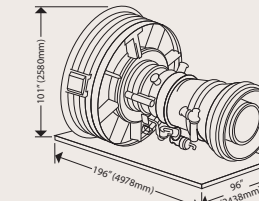
ID code	ALF
NAS3610 class	2L2C
U.S domestic code	LD-6
Aircraft types	All B747, A330, A380
Main deck / Lower deck	lower
Base size	60.4 x 125in (1534 x 3175mm)
Height	64in (1625mm)
Roof length	160in (4064mm)
Max. gross weight	7000lb (3175kg) (1)
Internal volume	314cu ft (8.9cu m)
External volume	332cu ft (9.4cu m)
Door opening	116.5 x 58.8in (2959 x 1494mm)
Tare weight	353lb (160kg) (4)
IATA contour code	H



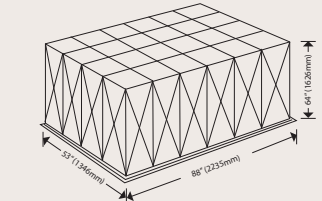
ID code	DQF (3)
NAS3610 class	N/A
U.S domestic code	LD-8
Aircraft types	B767
Main deck / Lower deck	lower
Base size	60.4 x 96in (1534 x 2438mm)
Height	64in (1625mm)
Roof length	125in (3175mm)
Max. gross weight	5400lb (2449kg) (1)
Internal volume	258cu ft (7.3cu m)
External volume	279cu ft (7.9cu m)
Door opening	90.5 x 60.1in (2299 x 1527mm)
Tare weight	282lb (128kg) (4)
IATA contour code	H



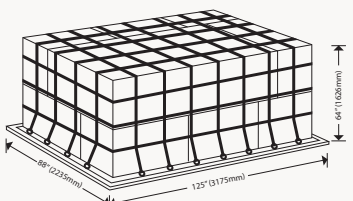
ID code	AAX
NAS3610 class	2A2C
U.S domestic code	-
Aircraft types	B767F, B747F main
Main deck / Lower deck	main (8)
Base size	88 x 125in (2235 x 3175mm)
Height	96.0 in (2438mm)
Roof length	125.0in (3175mm)
Max. gross weight (1)	refer to notes
Internal volume	467cu ft (13.2cu m)
External volume	484cu ft (13.7cu m)
Door opening	118.2 x 82.4in (3002 x 2093mm)
Tare weight	496lb (225kg) (4)
IATA contour code	-



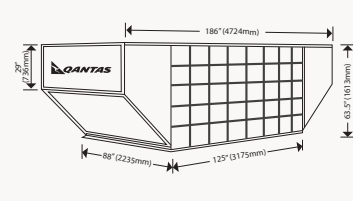
ID code	PRA
NAS3610 class	2R1P
U.S domestic code	M2-Main deck
Aircraft types	B747F (5), B767F (6)
Main deck / Lower deck	main
Base size	96 x 196in (2438 x 4978mm)
Max. gross weight	15000lb (6803kg) (2)
Tare weight	983lb (446kg) (4)
Load bearing limit	800lb / sq.ft (3900kg / sq.m)
IATA contour code	A



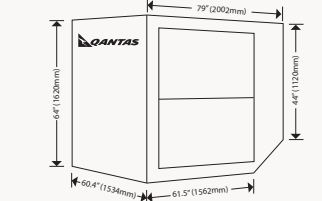
ID code	PEB
NAS3610 class	2E2P
U.S domestic code	PLT
Aircraft types	B747F
Main deck / Lower deck	main
Base size	53 x 88in (1346 x 2235mm)
Max. gross weight	5547lb (2516kg) (1)
Tare weight	97lb (44kg) (4)
IATA contour code	7



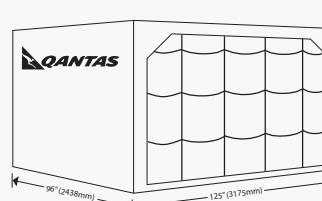
ID code	PAG
NAS3610 class	2A4P
U.S domestic code	LD-7
Aircraft types	All B747, B767, A330, A380
Main deck / Lower deck	lower
Base size	88 x 125in (2235 x 3175mm)
Max. gross weight	10198lb (4626kg) (1)
Tare weight	242lb (110kg) (4)
IATA contour code	P



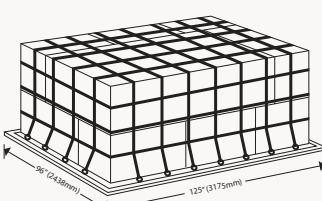
ID code	AAU
NAS3610 class	2A2C
U.S domestic code	LD-29
Aircraft types	All B747
Main deck / Lower deck	lower
Base size	88 x 125in (2235 x 3175mm)
Height	63.5in (1613mm)
Roof length	186in (4724mm)
Max. gross weight	10198lb (4626kg) (1)
Internal volume	505cu ft (14.3cu m)
External volume	530cu ft (15.0cu m)
Door opening	115.3 x 58in (2927 x 1474mm)
Tare weight	573lb (259kg) (4)
IATA contour code	U



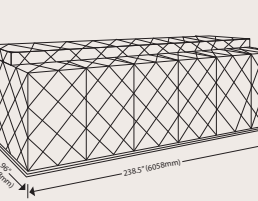
ID code	AKE
NAS3610 class	2K2C
U.S domestic code	LD-3
Aircraft types	All B747, B767, A330, A380
Main deck / Lower deck	lower
Base size	60.4 x 61.5in (1534 x 1562mm)
Height	64in (1620mm)
Roof length	79in (2002mm)
Max. gross weight	3500lb (1587kg) (1)
Internal volume	159cu ft (4.5cu m)
External volume	170cu ft (4.8cu m)
Door opening	56.2 x 60.4in (1427 x 1533mm)
Tare weight	156 - 174lb (70 - 79kg) (4)
IATA contour code	E



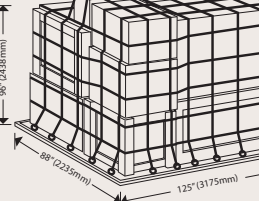
ID code	AMP
NAS3610 class	2M3C
U.S domestic code	-
Aircraft types	All B747, B767, A330, A380
Main deck / Lower deck	both
Base size	96 x 125in (2438 x 3175mm)
Height	63.5in (1613mm)
Max. gross weight	11243lb (5100kg) (1)
Internal volume	403cu ft (11.4cu m)
External volume	445cu ft (12.6cu m)
Door opening	115.3 x 58in (2928 x 1474mm)
Tare weight	586lb (265kg)
IATA contour code	P



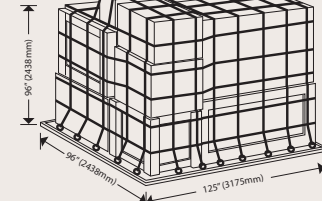
ID code	PMC
NAS3610 class	2M3P
U.S domestic code	PLT
Aircraft types	All B747, B767, A330, A380
Main deck / Lower deck	lower
Base size	96 x 125in (2438 x 3175mm)
Max. gross weight	11243lb (5100kg) (1)
Tare weight	242lb (110kg) (4)
IATA contour code	P



ID code	PGA
NAS3610 class	2G1P
U.S domestic code	M2-Main deck
Aircraft types	B747F
Main deck / Lower deck	main
Base size	96 x 238.5in (2438 x 6058mm)
Max. gross weight	30000lb (1) (13608kg) (1)
Tare weight	1274lb (578kg) (4)
Load bearing limit	800lb/sq.ft (3900kg/sq.m)
IATA contour code	A (5)



ID code	PAG
NAS3610 class	2A4P
U.S domestic code	M-1
Aircraft types	B747F (5), B767F (6)
Main deck / Lower deck	main
Base size	88 x 125in (2235 x 3175mm)
Max. gross weight	10198lb (1) (4626kg) (1)
Tare weight	242lb (110 kg) (4)
IATA contour code	A or D (7)



ID code	PMC
NAS3610 class	2M3P
U.S domestic code	M-1
Aircraft types	B747F (5), B767F (6)
Main deck / Lower deck	main
Base size	96 x 125in (2438 x 3175mm)
Max. gross weight	11243lb (1) (5100kg) (1)
Tare weight	646lb (293kg) (4)
Load bearing limit	800lb/sq.ft (3900kg/sq.m)
IATA contour code	D or M (7)