

Universal 'H' Series

GAS HEATERS

Reach your perfect comfort zone.



HEATING

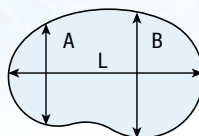




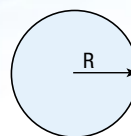
Selecting the correct size Universal H-Series Heater: For Your Swimming Pool



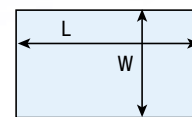
Determine your pool's surface area in square metres:



$$\text{Area} = (A+B) \times L \times .45$$



$$\text{Area} = R \times R \times 3.14$$



$$\text{Area} = L \times W$$

In the last column of the table below, locate the surface area that is equal to, or just greater than, the pool's surface area. This is the Universal H-Series model that will fit the selected area.

For indoor pool installations, divide the pool's surface area by 3.

Column is based on a 15°C temperature rise, 5½ kph average wind velocity and elevation of up to 610 metres above sea level.

Model Number	Mega Joule/hr	Nominal heat (kW)	Electrical Connection	Voltage Hertz/Phase	Circuit Amps	Diameter Width x Depth	Height (mm)	Pkg Unit Wt. (kgs)	Pool Surface Area (m2)
H150FDAU	158	36.05	plug & play	240 50/1	<2.0	545 x 750	610	64	42
H250FDAU	264	60.08	plug & play	240 50/1	<2.0	710 x 750	610	75	70
H400FDAU	422	96.13	plug & play	240 50/1	<2.0	930 x 750	610	89	112

Features of the Hayward® Universal H Series gas heaters:

- Choice of 158, 264 or 422 MJh models.
- CuproNickel Heat Exchanger for proven durability and longevity.
- Forced Draft Heat Combustion for solid wind and air management.
- Insulated FireTile combustion chamber for high efficiency.
- For Natural Gas and LPG applications. *LPG conversion kit required.
- Digital LED control with temperature display and self diagnostics.
- Meets worldwide Low NOx emission standards.
- Industry leading hydraulic performance and low flow requirements.

For Your Hot Tub


MODEL	SPA/HOT TUB SIZE IN LITRES								
	750	1200	1500	1900	2300	2700	3000	3400	3800
	Time in Minutes to Raise Spa/Hot Tub Temperature 15°C								
H150FDAU	25	37	50	62	75	87	100	112	125
H250FDAU	15	22	30	37	45	52	60	67	75
H400FDAU	9	14	19	23	28	33	37	42	47

Spa sizing is based on an insulated and covered spa. Always cover when not in use to minimise heat loss and evaporation.


Energy Saving Tips



1. Set your pool temperature between 25°C to 30°C for most applications.
2. Use a pool cover or solar blanket on your pool when it is not in use. Evaporation accounts for 70% of heat loss from your pool or spa/hot tub.
3. Add wind breaks to your pool. A 15 kph wind at the surface of a pool can increase energy consumption 300%.




CuproNickel heat exchanger provides exceptional corrosion resistance and boasts an innovative Finn Plate heat exchanger with V-Groove design for faster heating managed flow and longer life.



Forced draft technology system precisely delivers air flow to ensure optimal thermal efficiency and enables heater to be impervious to outside weather variables.



Digital LED electronic display control panel maintains water temperature; monitors heater performance and provides self-diagnostic capabilities.



FireTile® combustion chamber ensures the maximum efficient heating performance from each and every mega joule.

To take a closer look at Hayward Gas Heaters or other Hayward products, go to www.hayward-pool.com.au or call 1300 POOLS1.



PO Box 4384 | Dandenong South, VIC, 3164